




Our Teacher is Absent Today



Social script on substitute teachers

Resource from: suelarkey.com.au




A stylized illustration of a man and a woman standing on a green hill. The man on the left is wearing an orange button-down shirt and dark blue pants, holding a thin black stick. The woman on the right is wearing an orange jacket over a yellow top and a light purple skirt. A yellow star is positioned above the word 'Sometimes'.

Sometimes

Our regular teacher is not here.
They may be:

- ☐ at a meeting,
- ☐ feeling unwell,
- ☐ learning new ways to teach, or
- ☐ their family might need them.




On these days, I will have a substitute/relief teacher. They will know how to help children learn and do their best.







LESSON PLAN



My regular teacher wrote a
note to my substitute teacher,
so the substitute teacher
knows what to do. The
substitute teacher may do
things slightly differently.
That is ok.






Could you help me
find the scissors,
please?

My classmates and I know it
is important to help our
substitute teacher if they
need our help. For example
they might not know where
to find things.






My classmates and I know it is important to follow the classroom rules while we have a substitute teacher. I will treat the substitute teacher like I treat my regular teacher



My classmates and I also know
it is important to use our best
manners when we have a
substitute teacher










The day sometimes seems very different than usual when there is a substitute teacher.

That is ok. Today is still an important day of learning for us. We will try to do our best work today.




We will take good care of the classroom and the classroom supplies. It is important to keep our classroom neat and tidy for when our regular teacher returns.







Our regular teacher is happy to return and find:







- A note from the substitute teacher saying what a wonderful class we were while they were away
 - The classroom looking the same
 - Our fabulous work we completed
- 









I will try my best to have a
good day. I will try my best to
follow the rules.

If I am worried, I can talk to:

- ☐ my friends,
 - ☐ my TA, or
 - ☐ _____
- 
- 
- 
- 
- 
- 

What you want your substitute teacher to know about you

A white rectangular notepad with a wavy top edge and a small tab on the left side, set against a yellow background.A white rectangular notepad with a wavy top edge and a small tab on the left side, set against a yellow background.A white rectangular notepad with a wavy top edge and a small tab on the left side, set against a yellow background.A white rectangular notepad with a wavy top edge and a small tab on the left side, set against a yellow background.A white rectangular notepad with a wavy top edge and a small tab on the left side, set against a yellow background.A white rectangular notepad with a wavy top edge and a small tab on the left side, set against a yellow background.

Looking for ideas?

Cut these out and stick them in if they apply to you!

I don't like
asking for
help

Fidgeting
helps me
listen

Let me know
who my
partner is for
group work

I like 5 minute
warning
before change

I like to know
if the daily
schedule
changes



Notes for the teacher

- Please remember this is just meant to be a guide - feel free to change it for your individual students as you see fit.
- Some students may respond best if they go join a different classroom with a teacher they know better (or help out in the library, etc).
- I recommend sending the social script home to families so they can revisit it with their child.
- Some children respond better to photos of actual people and classrooms, feel free to make your own social script using similar wording if needed!

I hope this resource helps you and the kids you know!!

Best wishes, Sue Larkey

For more tips and resources visit: suelarkey.com.au